

# SHEDS *and* GARAGES

Make a Solid Investment • Eliminate Monthly Storage Fees



## **24x24 2-Car 2-Story Garage**

Tan Vinyl Siding • White Trim • Black Shutters • Copper Metal Roof

*Optional: Carriage Style Doors  
2 Ramps*



## **12x32 1-Car Dutch Garage**

Chestnut Smart Siding • Tan Trim • Shakewood Shingles

*Optional: Classic Vents • Cross-buck Door Trim*



## **10x16 Cape Cod**

Beige Smart Siding • Clay Trim • Green Doors & Shutters  
Shakewood Shingles

*Optional: Transom Dormer • Classic Vents • Extra Transom Door  
All Doors Painted Green • Z Style Shutters*



# AFFORDABLE *Storage Solutions*





A birds-eye view of our manufacturing plant located at the base of the Mahantango Mountain in Lykens, PA.

## CONTENTS

Mini Barns .....	Page 3
A-Frames.....	4
Dutch Barns .....	5
Quakers .....	6
Manors.....	7
Cape Cods .....	8
Hip Roofs .....	9
Animal Shelters & Playhouses.....	10
1-Car Garages .....	11
Modular Garages .....	12
2-Car Garages.....	13
2-Story A-Frame Garages .....	14
2-Story Gambrel Garages .....	15
Construction Standards .....	16-17
Options.....	18
Color Choices & Rent-to-Own .....	19
Site Preparation.....	20

**W**e broke ground in the summer of 2004. Starting from scratch as pioneers, we cleared trees and encountered extreme rocky terrain. Massive boulders were uncovered, and then used for landscaping and rock retaining walls. Hence the name ROCKY MOUNTAIN STRUCTURES was born.

We have been blessed with exceptional employees, and they helped build a raving customer base. We have experienced steady growth, and expanded our facility three times in a down economy. All the glory to our Creator and Provider. With God, nothing is impossible.

Never underestimate the power of high quality workmanship and 100% customer satisfaction.

Rocky Mountain Structures manufactures and delivers 400-500 buildings per year in Pennsylvania and the surrounding states. A combined total of 150+ SHEDS & GARAGES on display 24/7 at eight locations!

## OUR MISSION

Our foremost goal is to produce excellent products and services that will meet or exceed our customers' expectations. Our team strives to bring glory to God through superior service that shows honesty and integrity to all we serve. We are committed to a long-term relationship with our customers.



**Organize Your Stuff**

**10-YEAR**  
*Top to Bottom*  
**WARRANTY**

*The Best in the Industry!*



**20 Mile FREE DELIVERY!**  
(from any of our sales lots)



# MINI BARNs

*Need more headroom?  
See our Dutch Barns on page 5  
for loft storage options.*

*The most economical shed available!*



## 8x10 Mini Barn

Chestnut Smart Siding • Beige Trim  
Shakewood Shingles

*Optional:*  
*Economy Package • 2 Vents*

## 10x12 Mini Barn

Blue Vinyl Siding • White Trim  
Grey Shingles

*Optional:*  
*Ramp • Ridge Vent*

Size	50 Yr. LP Smart Siding	0% Down 9.9% APR 96 MOS	Lifetime Vinyl Siding	0% Down 9.9% APR 96 MOS
8x8	\$1884	\$29	\$2352	\$36
8x10	2064	31	2580	39
8x12	2244	34	2796	42
8x16	2604	40	3252	49

↑ 4' wide x 6' high double doors ↑

10x10	2292	35	2892	44
10x12	2556	39	3192	49
10x14	2820	43	3528	54
10x16	3000	46	3744	57
10x20	3528	54	4188	64

↑ 5' wide x 6' high double doors ↑

12x16	3204	49	3960	60
12x20	3804	58	4572	69
12x24	4320	66	5196	79

↑ 6' wide x 6' high double doors ↑

*Plus 6% Sales Tax*  
*Includes (1) 18x27" Window • 42" Interior Wall Height*

## ECONOMY PACKAGE OPTION 8% OFF

*Excludes window, tar paper and diamond threshold.*  
*2x4 studs and rafters 24" spacing versus 16".*  
*8' and 10' wide sheds are 2x3 studs and rafters.*

## WE MANUFACTURE AND DELIVER ALL TYPES OF BUILDINGS...

*...from very basic storage sheds to elaborate, multi-use portable structures with finished interiors, turn-key ready, pre-built and delivered to your location.*



**13x28 Campground Bathhouse**



**10x16 Play School House**



**12x24 Sales Office**

# A-FRAMES

*A common style shed that can easily be outfitted with an electrical package, shelving, or even a porch.  
Standard with a 5/12 roof pitch*



## 10x14 A-Frame

Avocado Smart Siding • Beige Trim  
Black Shutters • Charcoal Shingles

*Optional: 16" Front Overhang • Gable Vents*



## 10x12 A-Frame

Clay Vinyl Siding • Brown Trim • Hickory Shingles

*Optional: Gable Vents*

Size	50 Yr. LP Smart Siding	0% Down 9.9% APR 96 MOS	Lifetime Vinyl Siding	0% Down 9.9% APR 96 MOS
8x8	\$2148	\$33	\$2688	\$41
8x10	2328	35	2916	44
8x12	2508	38	3192	49
8x16	2868	44	3588	55
↑ 4' wide x 6' high double doors ↑				
10x10	2640	40	3300	50
10x12	2820	43	3528	54
10x14	3084	47	3840	58
10x16	3348	51	4188	64
10x20	3696	56	4620	70
↑ 5' wide x 6' high double doors ↑				
12x16	4068	62	4548	69
12x20	4728	72	5304	81
12x24	5268	80	6060	92
12x28	5808	88	6720	102
12x30	6120	93	7116	108
12x32	6480	98	7500	114
12x36	7068	107	8124	123
12x40	7740	118	8832	134
14x20	5352	81	6180	94
14x24	5868	89	7164	109
14x28	6828	104	7764	118
14x32	7476	114	8472	129
14x36	8160	124	9300	141
14x40	8952	136	10068	153
↑ 6' wide x 6' high double doors ↑				
<b>Plus 6% Sales Tax</b> <b>Includes (2) 18"x36" windows with</b> <b>screens &amp; vinyl shutters</b> <b>8' &amp; 10' wide sheds 6'5" interior wall height</b> <b>12' &amp; 14' wide sheds 7'5" interior wall height</b> <b>14' wide sheds are 6" less at the base</b>				



## 12x28 A-Frame

Chestnut Smart Siding • Clay Trim  
Weatherwood Shingles

*Optional: Gable Vents*



## 12x16 A-Frame

Clay Vinyl Siding • Blue Trim • Copper Metal Roof  
*Optional: Classic Vents • Ramp • Copper Metal Roof  
24" Copper Top Cupola with Glass*



# DUTCH BARN

**OUR BEST SELLER!** With maximum headroom, you can take advantage of the open space by adding a loft, workbench and shelving.



## 10x14 Dutch Barn

Clay Vinyl Siding • Black Trim • Weatherwood Shingles  
*Optional: Classic Vents*



## 10x16 Dutch Barn

Red Smart Siding • White Trim • Grey Shingles  
*Optional: Classic Vents • Ramp*



## 12x24 Dutch Barn

Tan Vinyl Siding • Brown Trim • Hickory Shingles  
*Optional: 2nd Set of Double Doors  
• Painted Brown Doors • Gable Vents*



*We can install lofts  
& shelving to maximize  
your storage potential!*



## 12x20 Dutch Barn

Cedar Stain • Brown Trim • Hickory Shingles  
*Optional: Loft Window • House Door  
6x12 Porch with Railing • Urethane Stain*

Size	50 Yr. LP Smart Siding	0% Down 9.9% APR 96 MOS	Lifetime Vinyl Siding	0% Down 9.9% APR 96 MOS
8x10	\$2508	\$38	\$3144	\$48
8x12	2784	42	3480	53
8x16	3228	49	4032	61
↑ 4' wide x 6' high double doors ↑				
10x10	2820	43	3528	\$54
10x12	3084	47	3696	56
10x14	3348	51	4020	61
10x16	3696	56	4272	65
10x20	4224	64	5040	77
↑ 5' wide x 6' high double doors ↑				
12x16	4068	62	4548	69
12x20	4728	72	5304	81
12x24	5268	80	6060	92
12x28	5808	88	6720	102
12x30	6216	94	7116	108
12x32	6480	98	7500	114
12x36	7068	107	8124	123
12x40	7740	118	8832	134
14x20	5352	81	6180	94
14x24	5868	89	7164	109
14x28	6816	104	7764	118
14x32	7476	114	8472	129
14x36	8160	124	9300	141
14x40	8952	136	10068	153
↑ 6' wide x 6' high double doors ↑				
<b>Plus 6% Sales Tax</b> <b>Includes (2) 18"x36" windows with screens &amp; vinyl shutters</b> <b>6'5" interior wall height</b> <b>14' wide sheds are 6" less at the base</b>				

*We could not be happier with our shed. The craftsmanship & the materials that were utilized are of excellent quality!*

~ Barry, Oley, PA



# QUAKERS

*Old world salt box style building with an offset roof and 16" front overhang.*



## 10x12 Quaker

Brown Smart Siding • Beige Trim • Light Stone Metal Roof  
*Optional: Beige Doors • Classic Vents • Metal Roof*



## 8x10 Quaker

White Vinyl Siding • Brown Trim • Hickory Shingles  
*Optional: Classic Vents • Ramp*

Size	50 Yr. LP Smart Siding	0% Down 9.9% APR 96 MOS	Lifetime Vinyl Siding	0% Down 9.9% APR 96 MOS
8x10	\$2508	\$38	\$3144	\$48
8x12	2784	42	3480	53
8x16	3228	49	4032	61
↑ 4' wide x 6' high double doors ↑				
10x10	2820	43	3528	54
10x12	3084	47	3696	56
10x14'	3348	51	4020	61
10x16	3696	56	4272	65
10x20	4224	64	5040	77
↑ 5' wide x 6' high double doors ↑				
12x16	4068	62	4548	69
12x20	4728	72	5304	81
12x24	5268	80	6060	92
12x28	5808	88	6720	102
12x30	6216	94	7116	108
12x32	6480	98	7500	114
12x36	7068	107	8124	123
12x40	7740	118	8832	134
↑ 6' wide x 6' high double doors ↑				
<b>Plus 6% Sales Tax</b> <b>Includes (2) 18"x36" windows with screens &amp; vinyl shutters</b> <b>8' front wall interior height</b> <b>6'5" back wall interior height</b>				



## 10x16 Quaker

Cedar Stain • Green Trim • White Shutters • Green Shingles  
*Optional: Classic Vents • Green Doors • Urethane Stain*



## 12x20 Quaker

Flint Vinyl Siding • White Trim • Black Shutters • Charcoal Shingles  
*Optional: Arched 9-Lite Doors • Ridge Vent • Ramp*



# MANORS

**Complement your home! Dress it up! Manors feature a 7/12 roof pitch.  
Standard with a dormer. Add extra doors and windows as needed!**



## 10x14 Manor

Tan Vinyl Siding • White Trim • Red Doors  
Red Shutters • Shakeswood Shingles

*Optional: 3 Classic Vents  
Extra Door • 3 Painted Doors*



## 10x16 Manor

Cream Vinyl Siding • White Trim  
Black Shutters • Charcoal Shingles

*Optional: 3 Classic Vents*



## 10x12 Manor

Dark Grey Smart Siding • Beige Trim and Doors  
Grey Shingles

*Optional: 3 Classic Vents • Beige Doors  
Crossback Door Trim • Ramp*



## 12x24 Manor

Warm Cedar Vinyl Log Siding • Green Trim & Metal Roof

*Optional: Metal Roof • 5 Insulated Windows  
Veneer Stack Stone • Deck • Painted 15-Lite House Door  
Insulated • Electrical Package • Knotty Pine Interior • 8" Roof Overhangs*

*I bought 4 of your structures  
over the past 12 years. It has  
always been a pleasure to  
work with your company.*

*~ Jim Oxenrider, Pitman, PA*

Size	50 Yr. LP Smart Siding	0% Down 9.9% APR 96 MOS	Lifetime Vinyl Siding	0% Down 9.9% APR 96 MOS
8x10	\$ 2868	\$44	\$3588	\$55
8x12	3048	46	3804	58
8x16	3228	49	4260	65
↑ 4' wide x 6' high double doors ↑				
10x10	3408	52	3624	55
10x12	3528	54	3996	61
10x14	3792	58	4320	66
10x16	4056	62	4632	70
10x20	4512	69	5232	80
↑ 5' wide x 6' high double doors ↑				
12x16	4752	72	5052	77
12x20	5304	81	5784	88
12x24	5964	91	6504	99
12x28	6648	101	7248	110
12x30	6948	106	7596	115
12x32	7296	111	7956	121
12x36	7968	121	8628	131
12x40	8676	132	9444	144
14x20	6360	97	7116	108
14x24	6912	105	7920	120
14x28	7692	117	8772	133
14x32	8364	127	9504	144
14x36	9096	138	10188	155
14x40	10032	152	11088	169
↑ 6' wide x 6' high double doors ↑				
<b>Plus 6% Sales Tax</b> <b>Includes (2) 18"x36" windows with</b> <b>screens &amp; vinyl shutters</b> <b>6'5" interior wall height</b> <b>14' wide sheds are 6" less at the base</b>				



# CAPE CODS

**Add value to your property! Storage with a touch of class.**  
**Cape Cods feature a 7/12 roof pitch, 8" overhangs**  
**with wide faceboards, and transom doors.**



## 10x16 Cape Cod

Grey Vinyl Siding • White Trim • Charcoal Shingles  
*Optional: Classic Vents • Flower Boxes*



## 10x20 Cape Cod

Dark Grey Smart Siding • Cream Trim • Charcoal Shingles  
*Optional: Extra Set of Transom Doors*  
*Cream Doors • Cupola • Weather Vane*

Size	50 Yr. LP Smart Siding	0% Down 9.9% APR 96 MOS	Lifetime Vinyl Siding	0% Down 9.9% APR 96 MOS
8x10	\$2832	\$43	\$3180	\$48
8x12	3060	47	3312	50
8x16	3516	53	3876	59
↑ 6' wide x 6' high double doors ↑				
10x10	3120	47	3588	55
10x12	3396	52	3888	59
10x14	3648	55	4140	63
10x16	3948	60	4416	67
10x20	4368	66	5028	76
↑ 6' wide x 6' high double doors ↑				
12x16	4,475	68	5,250	80
12x20	5,213	79	5,736	87
12x24	5,963	91	6,456	98
12x28	6,625	101	7,176	109
12x30	7,025	107	7,572	115
12x32	7,463	113	7,908	120
12x36	8,075	123	8,544	130
12x40	8,700	132	9,276	141
14x20	6,238	95	6,792	103
14x24	7,050	107	7,644	116
14x28	8,050	122	8,460	129
14x32	8,863	135	9,288	141
14x36	9,663	147	10,176	155
14x40	10,675	162	11,124	169
↑ 6' wide x 6' high double doors ↑				
<b>Plus 6% Sales Tax</b> <b>Includes (2) 18"x36" windows with</b> <b>screens &amp; vinyl shutters</b> <b>6'10" interior wall height</b> <b>14' wide sheds are 6" less at the base</b>				



## 12x20 Cape Cod

Beige Smart Siding • Clay Trim  
 Weatherwood Shingles  
*Optional: Clay Doors*  
*Cupola • Classic Vents*  
*Customer-supplied*  
*Flower Boxes*



## 10x16 Cape Cod

Clay Vinyl Siding • White Trim • Black Shutters • Charcoal Shingles  
*Optional: Transom Dormer • Classic Vents • Extra Transom Door*  
*All Doors Painted Red*



# HIP ROOFS

**Create a FLORIDA ROOM by adding a window package and finished interior!**



## 10x14' Hip Roof

White Smart Siding • Tan Trim • Copper Metal Roof  
Optional: Transom Doors • 8" Roof Overhangs  
Copper Metal Roof



## 10x16 Hip Roof

Light Grey Smart Siding • Dark Grey Trim • Grey Shingles  
Optional: Transom Doors • 8" Roof Overhangs  
Dark Grey Doors



## 12x12 Hip Roof

Clay Vinyl Siding • Brown Trim & Door • Hickory Shingles  
Optional: Florida Room Window Package  
24" Vinyl Cupola • Painted House Door



## 12x16 Hip Roof

Beige Smart Siding • Clay Trim • Weatherwood Shingles  
Optional: Florida Room Window Package  
Cupola • 8" Roof Overhangs • Painted 15-Lite Door  
Insulated • Electrical Package • Knotty Pine Interior

Size	50 Yr. LP Smart Siding	0% Down 9.9% APR 96 MOS	Lifetime Vinyl Siding	0% Down 9.9% APR 96 MOS
8x10	\$2868	\$44	\$3588	\$55
8x12	3048	46	3804	58
8x16	3408	52	4260	65
↑ 4' wide x 6' high double doors ↑				
10x10	3312	50	3624	55
10x12	3528	54	3996	61
10x14	3792	58	4320	66
10x16	4056	62	4632	70
10x20	4512	69	5232	80
↑ 5' wide x 6' high double doors ↑				
12x16	4752	72	5052	77
12x20	5304	81	5784	88
12x24	5964	91	6504	99
12x28	6660	101	7248	110
12x30	6936	105	7596	115
12x32	7296	111	7956	121
12x36	7968	121	8628	131
12x40	8688	132	9444	144
14x20	6360	97	7116	108
14x24	6912	105	7920	120
14x28	7692	117	8772	133
14x32	8364	127	9504	144
14x36	9096	138	10188	155
14x40	10032	152	11088	169
↑ 6' wide x 6' high double doors ↑				
<b>Plus 6% Sales Tax</b> <b>Includes (2) 18"x36" windows with screens &amp; vinyl shutters</b> <b>6'5" interior wall height</b> <b>14' wide sheds are 6" less at the base</b>				

You guys do fantastic work. If you need any references, I will be glad to recommend your company to anyone.

~ Doug Dzinski, Gouldsboro, PA



# HORSE BARNS

## Horse Barn Features:

- Pressure-treated 6x6 foundation skids
- Steel corner braces with tow hooks
- (1) 4'x7' Dutch door with chew guard per stall
- (1) 18"x27" window with grill per stall
- Powder-coated stall grills between stalls

Run-in Sheds 50 Yr. LP Smart Siding			Enclosed Horse Barns 50 Yr. LP Smart Siding	
Size	Price	0% Down 9.9% APR 96 MOS	Price	0% Down 9.9% APR 96 MOS
10x10	\$2820	\$43	\$3372	\$52
10x12	3084	47	3636	56
10x16	3698	57	4260	65
👆 (1) 8' Opening 👆			👆 (1) Stall 👆	
10x20	4224	65	5760	88
10x24	4752	73	6288	96
10x28	5352	82	6876	105
12x20	4668	71	6336	97
12x24	5196	79	6864	105
12x28	5724	87	7392	113
👆 (2) 8' Openings 👆			👆 (2) Stalls 👆	
12x32	6396	98	8760	134
12x36s	7068	108	9432	144
12x40s	7740	118	10800	165
👆 (3) 8' Openings 👆			👆 (3) Stalls 👆	
Optional Metal Siding - Add 25%				
Plus 6% Sales Tax				
Includes 2x8 Tongue and Groove Kickboard 4' high				



### 12x36 Run-in Shed

Clay Metal Siding • White Trim  
Weatherwood Shingles

Optional: Metal Sides  
8x12 Feed Room • 24" Vinyl Cupola

### Run-in Shed Options:

- Add a partition with powder-coated grill (\$600)
  - Convert a section any size into a feed room. Includes a floor, man door, & window (\$300)
- No kickboard - deduct \$1.50 sq. ft.



### 10x20 Horse Barn

Brown Urethane Stain • Tan Trim • Shakeswood Shingles  
Optional: Urethane Stain • Classic Vents • Feed Room

Convert a horse barn stall into a feed room at NO charge.

# DOG KENNELS

Size	50 Yr. LP Smart Siding	0% Down 9.9% APR 96 MOS
6x8	\$2800	\$43
8x8	3052	47
8x10	3484	53
8x12	4016	62
8x14	4550	70
10x10	4060	62
10x12	4680	72
10x14'	5384	82
Plus 6% Sales Tax		

### 8x10 Dog Kennel

Beige Smart Siding • Clay Trim  
Weatherwood Shingles

Optional: Divider (\$700) • Classic Vents



### Dog Kennel Features

- Man door on back wall
- Storage loft above kennel
- Chain link & poly decking

## Dog Houses

Large  
33"w x 43"l x 41"h  
\$175

Medium  
25"w x 33"l x 34"h  
\$150

Small  
21"w x 25"l x 28"h  
\$125



# CHICKEN COOPS

Size	50 Yr. LP Smart Siding	0% Down 9.9% APR 96 MOS
5x6	\$1512	\$23
6x8	1824	28
8x8	2148	33
8x10	2580	40
8x12	2904	45
Plus 6% Sales Tax		

### 5'x6' Chicken Coop

Beige Smart Siding • Brown Trim  
Weatherwood Shingles

Optional: Chicken wire enclosed bottom with trap door and ramp - Add \$200



# PLAYHOUSES

Size	50 Yr. LP Smart Siding	0% Down 9.9% APR 96 MOS
8x10	\$2760	\$42
8x12	3120	48
8x14	3480	53
Plus 6% Sales Tax		
Includes:		
• Man door on back wall		
• Loft with ladder above porch		
• Porch railing		

### 8x10 Playhouse

White Smart Siding • Pink Trim  
Black Shutters • Charcoal Shingles  
Standard as Shown





# 1-CAR GARAGES

**PORTABLE • STURDY-BUILT • ECONOMICAL STORAGE**

*Designed for Cars, Trucks, Tractors, Collectibles, and More!*

**CHOOSE BETWEEN A-FRAME AND DUTCH STYLE**



## 12x28 A-Frame Garage

Olive Vinyl Siding • Clay Trim • Weatherwood Shingles

*Optional: 16" Front Overhang  
Clay Garage Door • Classic Vents  
Double Side Doors Painted Clay*



## 14x40 A-Frame Garage

Cream Smart Siding • Green Trim • Shakewood Shingles

*Optional: 16" Front Overhang • Ramp  
Gable Vents • Crossbuck Door Trim  
24" Vinyl Cupola • Weather Vane  
Customer Installed Gutters*



## 12x24 Dutch Garage

Clay Smart Siding • Brown Trim  
Hickory Shingles

*Optional: Brown Garage Door  
Classic Vents • Ramp  
Crossbuck Door Trim*



## 14x24 Dutch Garage

Grey Vinyl Siding • White Trim • Charcoal Shingles

*Optional: Classic Vents • Ramp*

Size	50 Yr. LP Smart Siding	0% Down 9.9% APR 96 MOS	Lifetime Vinyl Siding	0% Down 9.9% APR 96 MOS
10x16	\$4860	\$74	\$5592	\$85
10x20	5400	82	6216	94
↑ 8' wide x 7' high garage door ↑				
12x16	5292	74	5976	91
12x20	5928	82	6720	102
12x24	6312	264	7428	113
12x28	6732	281	8076	123
12x30	7068	295	8340	127
12x32	7404	312	8748	133
12x36	8076	337	9552	145
12x40	8748	365	10200	155
14x20	6384	266	7380	112
14x24	7044	294	8100	123
14x28	7848	328	8820	134
14x32	8664	361	9696	147
14x36	9492	396	10632	162
14x40	10476	437	11520	175

↑ 9' wide x 7' high garage door ↑

**Plus 6% Sales Tax**  
Includes (1) 3x6 man door and (2) 24"x36" windows  
10' and 12' wides are full width  
14' wides are 6" less at the base  
(Due to shipping regulations)  
11'3" overall height



# Modular Garage Benefits Pages 12-15

- ✓ Modular garages cost 20-40% less than stick-built construction.
- ✓ Our buildings are manufactured in a climate-controlled facility with better quality control.
- ✓ Extra sturdy built construction to withstand transporting.
- ✓ A wooden floor does not draw moisture as in concrete (perfect for antique cars!)
- ✓ Heavy-duty pressure-treated floor engineered for everyday vehicle use (450 lbs./sq. ft. rating).
- ✓ Will easily accommodate full-sized pickup trucks and more!
- ✓ We can also install a (floorless garage) on a customer-provided concrete pad.
- ✓ Your garage will arrive in 2 sections and is generally completed in one day!
- ✓ High quality garage doors with torsion springs will easily accommodate electric openers.
- ✓ All we need is a level 4" thick gravel pad to set the garage down on.
- ✓ Short lead times.

**FREE DELIVERY & SETUP** *within 20 miles included!*

## 1-CAR 2-STORY GARAGES

*Double Your Floor  
Square Footage*

### Limited Ground Space? BUILD UPWARD!

#### First Floor Includes:

- (2) 24"x36" Windows
- (1) 9-Lite House Door



**1st Floor**

#### Second Floor Includes:

- (2) 24"x36" Windows



**2nd Floor**

Size	50 Yr. LP Smart Siding	0% Down 9.9% APR 96 MOS	Lifetime Vinyl Siding	0% Down 9.9% APR 96 MOS
12x20	\$8940	\$136	\$10968	\$167
12x24	10128	154	12408	189
12x28	11568	176	14160	215
12x30	12252	186	14880	226
12x32	13140	200	15624	237
12x36	14592	222	17304	263
12x40	15960	243	18912	287
14x20	11604	176	13932	212
14x24	13188	200	15660	238
14x28	14520	221	16908	257
14x32	16020	244	18624	283
14x36	17640	268	20520	312
14x40	19128	291	22188	337
14x44	20568	313	23652	360
14x48	22008	335	25308	385

↑ 9' wide x 7' high garage doors ↑

**Plus 6% Sales Tax**  
*14' wides are 6" less at the base  
 (due to shipping regulations)  
 12' wides are full width at the base  
 16'8" overall height*



**14x28 2-Story Garage**

Clay Smart Siding • White Trim • Clay Metal Roof  
*Standard as Shown*



**12x24 2-Story Garage**

Grey Vinyl Siding • White Trim • Blue Metal Roof  
*Optional: Ramp*

*We are very pleased with the overall quality & customer service. We love our garage! A lot less hassle & less expensive than hiring a contractor.*

*~ Deb Dickens, Pine Grove, PA*



# 2-CAR 1-STORY MODULAR GARAGES

*Protect your investments with a quality-built garage!*

## Includes:

- (3) 24"x36" Windows
- (1) 9-Lite House Door



### 24x24 2-Car 1 Story Garage

Red Smart Siding • Light Grey Trim • Charcoal Metal Roof  
*Standard as Shown*



### 24x36 2 Car 1 Story Garage

Clay Smart Siding • White Trim • Green Metal Roof  
*Optional: Ramps*



### 20x28 2-Car 1 Story Garage

Cream Vinyl Siding • White Trim • Hickory Shingles  
*Optional: Ramps and Shingled Roof*



### 24x40 2-Car 1-Story Garage

Clay Smart Siding • White Trim • Charcoal Metal Roof  
*Optional: Double Doors • Crossbuck Door Trim  
3 Ramps • Garage Doors on Eave Side*

Size	50 Yr. LP Smart Siding	0% Down 9.9% APR 96 MOS	Lifetime Vinyl Siding	0% Down 9.9% APR 96 MOS
20x20	\$8964	\$136	\$10728	\$163
20x24	10428	159	12504	190
20x28	11940	181	14220	216
↑ (2) 8' wide x 7' high garage doors ↑				
24x24	11568	176	13848	210
24x28	13272	202	15936	242
24x30	14028	213	16872	256
24x32	14604	222	17448	265
24x36	16116	245	18576	282
24x40	17820	271	20100	306
24x44	19524	297	22452	341
24x48	21228	323	24408	371
28x24	14400	219	16560	252
28x28	16560	252	19044	289
28x32	18000	274	20700	315
28x36	20160	306	23184	352
28x40	22320	339	25668	390
28x44	24480	372	28152	428
28x48	26640	405	30636	466

↑ (2) 9' wide x 7' high garage doors ↑

**Plus 6% Sales Tax**

**20' and 24' wides are full width at the base**

**28' wides are 11" less at the base  
(due to shipping regulations)**

**11'4" overall height**



# 2-STORY A-FRAME GARAGES

## SECOND FLOOR IS GREAT FOR:

*Game Room • Home Office • Man Cave • Storage • Workshop • In-Law Quarters*

### First Floor Includes:


- (4) 24"x36" Windows
- (1) 9-Lite House Door



**1st Floor**

### Second Floor Includes:

- (4) 24"x36" Windows
- 7/12 Roof Pitch



**2nd Floor**

*I have never seen such teamwork. All they did was nod at each other. They worked so efficiently. A 2-story garage assembled & ready to use all in one day! Unbelievable!*

*~ Don, Laddsburg, PA*



### 24x24 2-Story A-Frame Garage

Chestnut Smart Siding • White Trim  
Black Shutters • Clay Metal Roof

*Optional: Carriage Style Doors • 2 Ramps*



### 24x24 2-Story A-Frame Garage

Light Grey Smart Siding • White Trim  
Green Metal Roof

*Optional: Standard as Shown*



### 24x24 2-Story A-Frame Garage

Clay Smart Siding  
Red Trim • Black Shutters  
Red Metal Roof

*Optional: 2-Tone Sides • Ramps*



### 24x28 2-Story A-Frame Garage

Grey Vinyl Siding • White Trim • Charcoal Shingles

*Optional: Carriage Style Doors • Ramps  
Shingled Roof*

Size	50 Yr. LP Smart Siding	0% Down 9.9% APR 96 MOS	Lifetime Vinyl Siding	0% Down 9.9% APR 96 MOS
20x20	\$14232	\$216	\$16500	\$251
20x24	16836	256	19908	303
20x28	18960	288	22752	346
↑ (2) 8' wide x 7' high garage doors ↑				
24x24	18504	281	21468	326
24x28	21228	323	22908	348
24x30	22368	340	24264	369
24x32	23316	354	26736	406
24x36	25788	392	29220	444
24x40	28440	432	32616	496
24x44	31092	473	35748	543
24x48	33744	513	38796	590
28x24	22800	347	26220	399
28x28	25080	381	28848	438
28x32	27360	416	31464	478
28x36	29640	451	34086	518
28x40	31920	485	36708	558
28x44	34560	525	39744	604
28x48	37440	569	43056	654
↑ (2) 9' wide x 7' high garage doors ↑				
<b>Plus 6% Sales Tax</b> 20' wides are full width at the base 24' and 28' wides are 11" less at the base (due to shipping regulations) 18' overall height				



# 2-STORY GAMBREL GARAGES

*Gambrel Roof will Maximize Your Head Room Upstairs!*

## First Floor Includes:


- (4) 24"x36" Windows
- (1) 9-Lite House Door



**1st Floor**

## Second Floor Includes:

- (4) 24"x36" Windows



**2nd Floor**



### 24x24 2-Story Gambrel Garage

Light Grey Smart Siding • Blue Trim • Blue Metal Roof  
Optional: Carriage Style Doors • 2 Ramps  
2-Tone Sides



### 20x20 2-Story Gambrel Garage

Red Smart Siding • White Trim  
Dark Grey Shutters  
Charcoal Metal Roof  
Optional: 2 Ramps



### 28x36 2-Story Gambrel Garage

Avocado Smart Siding • Clay Trim  
Red Shutters • Clay Metal Roof  
Optional: Clay Doors  
8' High Carriage Style Doors  
on Eave Side

8 foot high doors require  
1 foot higher side walls  
**\$2.00 per sq. ft.**



### 24x30 2-Story Gambrel Garage

Grey Vinyl Siding • White Trim • Charcoal Metal Roof  
Optional: 8' High Carriage Style Doors  
12x30 Lean-to • 2-Tone Sides  
Pointed Roof Overhang • 3 Ramps • Patio Doors

*Your crew did an amazing job! People driving by almost run off the road when they see this beautiful garage you built.*

*~ Harold Willis, Beach Haven, PA*

Size	50 Yr. LP Smart Siding	0% Down 9.9% APR 96 MOS	Lifetime Vinyl Siding	0% Down 9.9% APR 96 MOS
20x20	\$15000	\$228	\$18012	\$274
20x24	18084	275	21696	330
20x28	20592	313	24720	376
↑ (2) 8' wide x 7' high garage doors ↑				
24x24	20184	307	24216	368
24x28	23196	353	27576	419
24x30	24468	372	27936	425
24x32	25560	389	29940	455
24x36	28308	430	32556	495
24x40	31248	475	35880	545
24x44	34200	520	39204	596
24x48	37068	563	42444	645
28x24	25920	394	29760	452
28x28	28200	429	32424	493
28x32	30480	463	35052	533
28x36	33120	503	38088	579
28x40	35880	545	42648	648
28x44	38760	589	44574	678
28x48	41640	633	47886	728
↑ (2) 9' wide x 7' high garage doors ↑				

**Plus 6% Sales Tax**

20' wides are full width at the base  
24' and 28' wides are 11" less at the base  
(due to shipping regulations)  
18' overall height

*Then you will know the Truth, and the Truth will set you free. – John 8:32*





# HIGH-QUALITY SHED CONSTRUCTION STANDARDS

**10-YEAR**  
*Top to Bottom*  
**WARRANTY**  
*The Best in the Industry!*



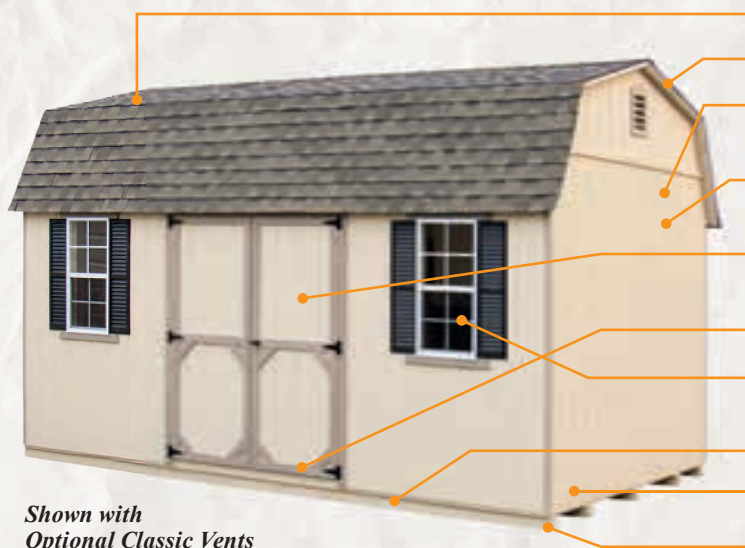
*Shown with  
Optional Classic Vents*

- ✓ GAF (Lifetime Warranty) Architectural Shingles
- ✓ 15 lb. Roofing Felt Paper
- ✓ High Quality Kiln-dried 2x4 Studs & Rafters – 16" Spacing
- ✓ GP Lifetime Warranty Vinyl Siding
- ✓ Vinyl Coated Woodgrain Aluminum Trim
- ✓ Fiberglass Doors with Stainless Hinges & Keyed Lock
- ✓ Diamond Plate Threshold (Aluminum)
- ✓ Aluminum Frame Windows with Screens and Shutters
- ✓ 5/8" Premium Plywood Flooring (300 PSF)
- ✓ Pressure-treated 2x4 Floor Joists – 16" Spacing
- ✓ Pressure-treated 4x4 Runners

## ↑ VINYL SHED STANDARDS ↑


**All our SHEDS and GARAGES are designed & built for a  
50 PSF SNOW LOAD and 90 MPH WINDS**

## ↓ PAINTED SHED STANDARDS ↓



*Shown with  
Optional Classic Vents*

- ✓ GAF (Lifetime Warranty) Architectural Shingles
- ✓ 15 lb. Roofing Felt Paper
- ✓ High Quality Kiln-dried 2x4 Studs & Rafters – 16" Spacing
- ✓ 50-Year Warranty LP Smart Siding with 2 Coats Premium Acrylic Paint
- ✓ 2x4 Sturdy-Built Doors with Rust-proof Hinges, & Keyed Lock
- ✓ Diamond Plate Threshold (Aluminum)
- ✓ Aluminum Frame Windows with Screens and Vinyl Shutters
- ✓ 5/8" Premium Plywood Flooring (300 lbs. per sq. ft. rating)
- ✓ Pressure-treated 2x4 Floor Joists – 16" Spacing
- ✓ Pressure-treated 4x4 Runners







# HIGH-QUALITY GARAGE CONSTRUCTION STANDARDS



Shown with Optional  
16" Front Overhang and Classic Vents

- ✓ GAF (Lifetime Warranty) Architectural Shingles
- ✓ 15 lb. Roofing Felt Paper
- ✓ High Quality Kiln-dried 2x4 Studs & Rafters – 16" Spacing
- ✓ GP (Lifetime Warranty) Vinyl Siding
- ✓ **OR** (50-Year Warranty) LP Smart Siding with 2 Coats Premium Acrylic Paint
- ✓ Insulated Garage Door with Smooth Operating Torsion Springs (Electric Opener Compatible)
- ✓ Diamond Plate Threshold (Aluminum)
- ✓ 3x6 Fiberglass Man Door with Vinyl Siding
- ✓ **OR** 3x6 Wood Man Door with Smart Siding
- ✓ (2) 24"x36" Aluminum Windows with Screens & Shutters
- ✓ 3/4" Pressure-treated Plywood Floor (450 lbs. per sq. ft. rating)
- ✓ Pressure-treated 2x4 Floor Joists – 12" Spacing
- ✓ Pressure-treated 4x4 Runners

## ↑ 1-CAR GARAGE STANDARDS ↑

**50 PSF SNOW LOAD • 90 MPH WIND RATING**

## ↓ 2-CAR AND 2 STORY GARAGE STANDARDS ↓



Shown  
with Optional  
Ramps and  
Wood Shutters

### Second Floor:

- ✓ 2x6 Floor Joists – 16" Spacing
- ✓ 2x8 Joists with 14 & 28 Wide Buildings
- ✓ 5/8" Plywood Flooring (Premium)
- ✓ Stairway to Second Floor

- ✓ 28 GA. 40-Year Warranty G-100 Metal Roof
- ✓ High Quality Kiln-dried 2x6 Rafters – 24" Spacing
- ✓ High Quality Kiln-dried 2x4 Studs – 16" Spacing
- ✓ 50-Year Warranty LP Smart Siding with 2 Coats Premium Acrylic Paint
- ✓ **OR** GP Lifetime Warranty Vinyl Siding
- ✓ Insulated Garage Doors with Smooth Operating Torsion Springs (Electric Opener Compatible)
- ✓ Diamond Plate Thresholds (Aluminum)
- ✓ 9-Lite Fiberglass House Door (Insulated)
- ✓ 24"x36" Aluminum Windows with Screens & Vinyl Shutters
- ✓ 3/4" Pressure-treated Plywood Floor (450 lbs. per sq. ft. rating)
- ✓ Pressure-treated 2x4 Floor Joists – 12" Spacing
- ✓ Pressure-treated 4x4 Runners
- ✓ 15'6" Center Wall Open Span (Between the Two Halves)



# OPTIONS *for SHEDS and GARAGES*

## VENTILATION

Gable Vents .....	\$20 ea.
Classic Gable Vents.....	\$40 ea.
Shingle over Ridge Vent.....	\$7.00 per ft.

## WINDOWS

Additional 18"x36" or 24"x36" with Screens & Shutters .....	\$100
Upgrade to Insulated 24"x36".....	\$125
Additional Insulated 24"x36" .....	\$250
Florida Room Package Includes 8 – 48"x54" Slider Windows .....	\$2,400
18" Octagon or 24"x12" Sunburst.....	\$150
24" Vinyl Flower Box .....	\$40
Z-Style Wood Shutters .....	\$50 per set
Wooden Slat Shutters .....	no charge
Credit to Delete a Window .....	\$40

## DOORS

Crossbuck Trim on Wood Doors .....	\$25 ea. door	
12" Decorative Hinges.....	\$10 per hinge	
Higher or Wider Wood Doors.....	\$75 per ft.	
Paint Wood or Fiberglass Slab Doors Contrast Color .....	\$75 ea. door	
Paint 9-Lite Fiberglass House Door.....	\$150	
Extra Single Wood Door .....	\$150	
Extra Double Wood Doors.....	\$250	
Extra Single Fiberglass Door (for Vinyl Siding).....	\$200	
Extra Double Fiberglass Door (for Vinyl Siding) .....	\$400	
Add Transom to Wood or Fiberglass Door.....	\$100 6' Double .....	\$200
Add 9-Lite Arch to 6' Double Fiberglass Slab Doors .....	\$500	
Upgrade Wood Door to Fiberglass Slab Door .....	\$200 ea. door	
Upgrade Wood Door to 9-Lite or Solid House Door (outswing).....	\$350	
Convert to (inswing) Includes Vinyl Jamb .....	\$150	
Extra 9-Lite or Solid Fiberglass House Door (inswing).....	\$400	

## GARAGE DOORS

Upgrade Wood or Fiberglass Doors to Garage Door .....	\$500
Additional Garage Door 6'wx6'h, 8'wx7'h, 9'wx7'h .....	\$650
Move Garage Door to Eave Side .....	\$100
9'wx8'h Garage Door – Only available in 14'w Dutch Style and All 2-Story Garages .....	\$300
Add Regular Windows in Garage Door .....	\$200
Upgrade to Carriage Style Garage Door .....	\$350
Credit to Delete a Garage Door .....	\$300
Add Color to your Garage Door – Brown, Sandstone, Tan .....	\$100    Green, Black, Woodgrain.....\$300

## PORCHES

Porch within the Shed Size .....	\$10 sq. ft.
Straight Baluster Railing.....	\$20 ln. ft.
Sunburst Railing .....	\$30 ln. ft.
Vinyl Baluster Railing.....	\$35 ln. ft.

## RAMPS

4' Wide .....	\$85
5' Wide.....	\$95
6' Wide.....	\$105
8' or 9' Wide.....	\$150

## LOFTS

4'x8' .....	\$85
4'x10' .....	\$95
4'x12' .....	\$105
4'x14' .....	\$150

## SHELVING

Shelving or Work Bench .....	\$4.00 sq. ft.
------------------------------	----------------

## ELECTRICAL

1 Light and Switch, 1 Outlet with Exterior Hook-up Ready .....	\$250
Additional Lights or Outlets .....	\$50
100 Amp Breaker Box .....	\$200
52" Ceiling Fan/Light Combo .....	\$250

## FLOORS

8" O.C. Spacing 2x4 Floor Joists .....	\$1.00 sq. ft.
12" O.C. Spacing 2x4 Floor Joists .....	\$0.50 sq. ft.
2x6 Floor Joists 12" O.C. Spacing .....	\$1.50 sq. ft.
3/4" Pressure-treated Plywood.....	\$1.50 sq. ft.
R-7 Double Bubble Insulation.....	\$1.00 sq. ft.
R-13 Fiberglass Insulation with 28 ga. Metal Bottom.....	\$4.50 sq. ft.
Floorless Option Includes: PT 6x6 Bottom Plate	
Anchored to Cement Floor Including Additional Labor .....	\$1.00 sq. ft.
Minimum .....	\$300
6" Cement Floor with Fiber 4000 PSI.....	\$6.50 sq. ft.

## WALLS AND SIDING

2x6 Wall Studs 16" O.C. ....	\$1.50 sq. ft.
House Wrap Under Vinyl Siding .....	\$0.50 sq. ft.
Two-Tone Painted Sides (any size shed).....	\$300
Unpainted Shed .....	3% Off
Custom Non-Stock Vinyl Siding .....	20% Upcharge
Vinyl Log Siding.....	45% more than Vinyl Prices
Wood Log Siding (stained) .....	25% more than Vinyl Prices
Stone Veneer .....	\$25 per sq. ft. of Stone
Urethane Stain.....	\$1.00 sq. ft.
Metal Siding, LP Batten or Lap Siding.....	10% more than Vinyl Prices
Partition Enclosed to the Roof .....	\$25 per ln. ft.

## FINISHED INTERIORS

R-13 2x4 Wall Insulation.....	\$1.50 sq. ft.
R-13 2x4 Roof Insulation.....	\$1.75 sq. ft.
R-19 2x6 Wall Insulation.....	\$1.75 sq. ft.
R-19 2x6 Roof Insulation.....	\$2.00 sq. ft.
Tongue & Groove Knotty Pine Walls & Ceiling .....	\$10.00 sq. ft.
Two Coats Clear Lacquer .....	\$2.00 sq. ft.
Linoleum Flooring (includes Luwan).....	\$5.00 sq. ft.

## 2-CAR MODULAR GARAGE

Enlarge center wall open span between the 2 halves from standard 15'6" to 19'6" clear span.....	\$300 24' clear span.....	\$500
--	---------------------------	-------

## ROOFS

Transom Dormer.....	\$100 per ln. ft.	Vinyl.....	\$150 per ln. ft.
Gutters & Downspouts.....	\$7.00 ln. ft.		
TeckShield Roof Sheathing.....	\$0.50 sq. ft.		
Double Bubble Condensation Barrier for Metal Roofs.....	\$1.50 sq. ft.		
Metal Roofing for A-Frame, Quaker or Cape Cod Sheds.....	\$1.25 sq. ft.		
Metal Roofing for Dutch, Barn, Hip or Dormer Sheds.....	\$2.50 sq. ft.		
8" Eave Overhang (not available on Barn Style) .....	\$10.00 per ft.		
16" Gable Overhang Available on Any Shed.....	\$12.00 per ft.		
Shingles on 2-Car and 2-Story Garage .....	\$1.00 sq. ft.		

## CUPOLAS

18" White Vinyl with Black Metal Roof.....	\$200
24" White Vinyl with Black Metal Roof.....	\$300
18" White Vinyl with Concave Copper Roof and Windows .....	\$400
24" White Vinyl with Concave Copper Roof and Windows .....	\$500
Vent for the Cupola.....	\$50
24" Black Weathervane – Eagle, Rooster, Horse & Buggy.....	\$100



Please see salesman  
for actual color samples

# COLOR CHOICES


## LP SMART SIDING PAINT – TRIM, DOOR & SHUTTER COLORS



## GP VISION PRO VINYL SIDING COLORS (Lifetime Warranty)



## ALUMINUM TRIM FOR VINYL SIDING – DOORS, FASCIA, AND SHUTTER COLORS




## GAF TIMBERLINE SHINGLE COLORS (Lifetime Warranty)



## 28 GA. PREMIUM G-100 METAL ROOFING (40-Year Warranty, more colors available)



## URETHANE STAIN



## RENT-TO-OWN

Up to \$7,500 – 1 Month Down Payment

### 0-48 MONTH TERMS • NO CREDIT CHECK

The rental agreement is on a month to month basis.  
When you stop making payments, we pick up the shed.

### EXAMPLE: RENT-TO-OWN

\$2,500 for 48 Months. . . . . Rental Fee . . . . . \$105 per month  
\$5,000 for 48 Months. . . . . Rental Fee . . . . . \$209 per month  
\$7,500 for 48 Months. . . . . Rental Fee . . . . . \$313 per month

**NO prepayment or early pay off penalty**

**NOW YOU CAN HAVE STORAGE AT HOME!**



## FINANCING

Up to \$60,000 – 0% Down Payment

### 96 MONTH TERM • 9.99% APR BASED ON CREDIT APPROVAL

### EXAMPLE: FINANCE

\$2,500 for 96 Months. . . . . \$38 per month  
\$5,000 for 96 Months . . . . . \$76 per month  
\$10,000 for 96 Months . . . . . \$152 per month  
\$15,000 for 96 Months . . . . . \$228 per month  
\$20,000 for 96 Months. . . . . \$304 per month

**For a fast, no obligation credit check go to:**  
**www.rockymtnsheds.com**  
**Click "Financing with Green Sky"**



**SAY GOODBYE TO STORAGE DOWN THE ROAD**

# Site Prep Recommendations

**T**he customer is responsible for a level pad site. We recommend removing 3-4" of top soil and filling with crushed stone. Pad should be 1 foot larger than the shed on all sides. We recommend using a laser transit to level the pad. Your shed will only be as level as your pad! The use of blocks is discouraged and voids your warranty.

For your peace of mind, **we offer site preparation at \$4.00 sq. ft.**

Includes level site grading 4" thick 2-B stone. If your site is more than one foot off level, additional charges may apply.



*Shed pad shown with **OPTIONAL** 4x4 border for an additional \$2.00 sq. ft. It helps to keep the gravel in place.*



## 20-MILE FREE DELIVERY!

*(from any of our sales lots)*

## Access Requirements

**W**e must have adequate access to deliver your shed or garage. Approximately 60 feet of space is needed for the truck and trailer to pull out from the end of the shed. The roads and driveway going to your site will need to have a minimum of 14 feet height and a width of 2 feet wider than the building. Please check tree limbs and wires for clearance in advance.



### "Mule" Shed Placement (\$100)

*Will go places the truck and trailer cannot access. The Mule is able to make sharp turns with 20,000 lbs. less weight going through your lawn. Check out the video on our website!*



### For Delivery

*Please specify the loading direction of your shed doors: face front, back, driver or passenger side so that your shed will unload facing the way you need it.*

## BUILD ON SITE OPTION

If the Truck and/or the Mule cannot access, stick build on site is available at 30% upcharge.  
For buildings exceeding \$10,000, 20% upcharge.

# Rocky Mountain

• STRUCTURES LLC •

1901 Luxemburg Road • Lykens, PA 17048

**717.365.3796**

[www.rockymtnsheds.com](http://www.rockymtnsheds.com)